
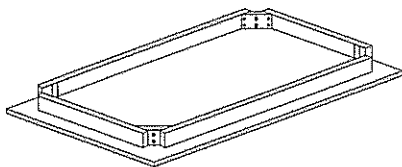


Assembly Instructions

LUCA **Dining Table**



What You Need



1 x Table Top W/Apron (P1)



4 x Table Leg (P2)



1 x M4 X 63mm Allenkey (H1)



8 x M6x60mm JCBC Bolt (H2)



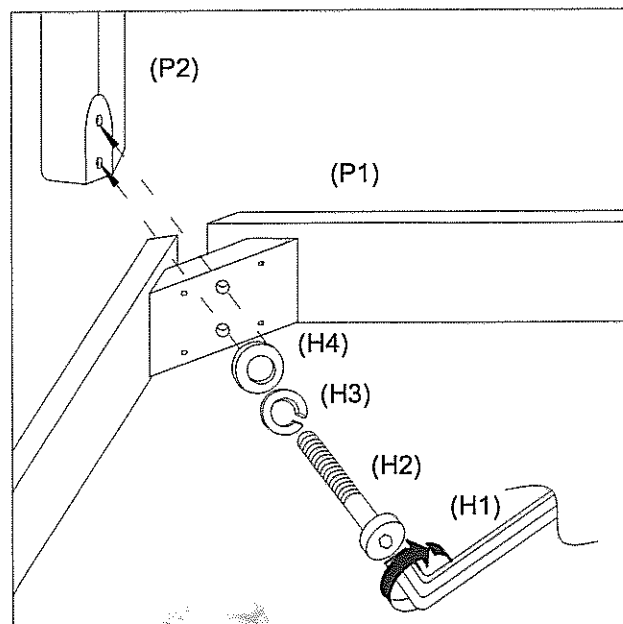
8 x 1/4" Spring Washer (H3)



8 x 5/16" Flat Washer (H4)

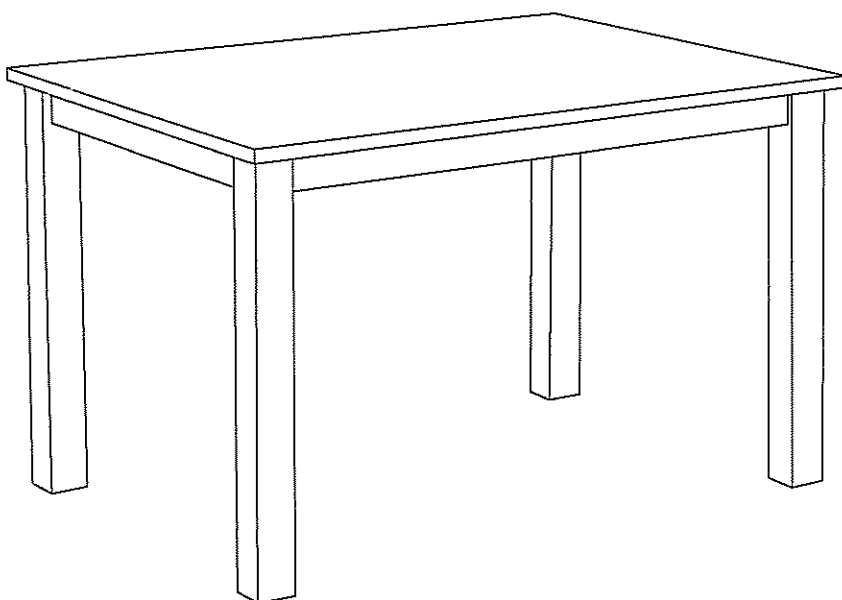
Step 1

You will need:	
1 x M4X63mm Allenkey (H1)	
8 x M6x60mm JCBC Bolt (H2)	
8 x 1/4" Spring Washer (H3)	
8 x 5/16" Flat Washer (H4)	



Assemble the table legs and table top as illustrated, using hardware provided.

Step 2




The job is now complete!

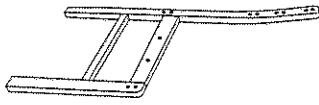
In the interest of our enviroment
Please dispose of all packaging thoughtfully.

Assembly Instructions

LUCA Dining Chair



What You Need




4 x Side Member Left (P1)




4 x Side Member Right (P2)



8 x Front&Back Panel (P3)



4 x Back Rest 1 (P4)



4 x Back Rest 2 (P5)



4 x Cushion Seat (P6)




1 x M4 X 63mm Allenkey(H1)



32 x M6x50mm JCBC Bolt (H2)



24 x M6X12mm Barrel Nut (H3)






16 x #8x1 1/4" PH Screw (H4)



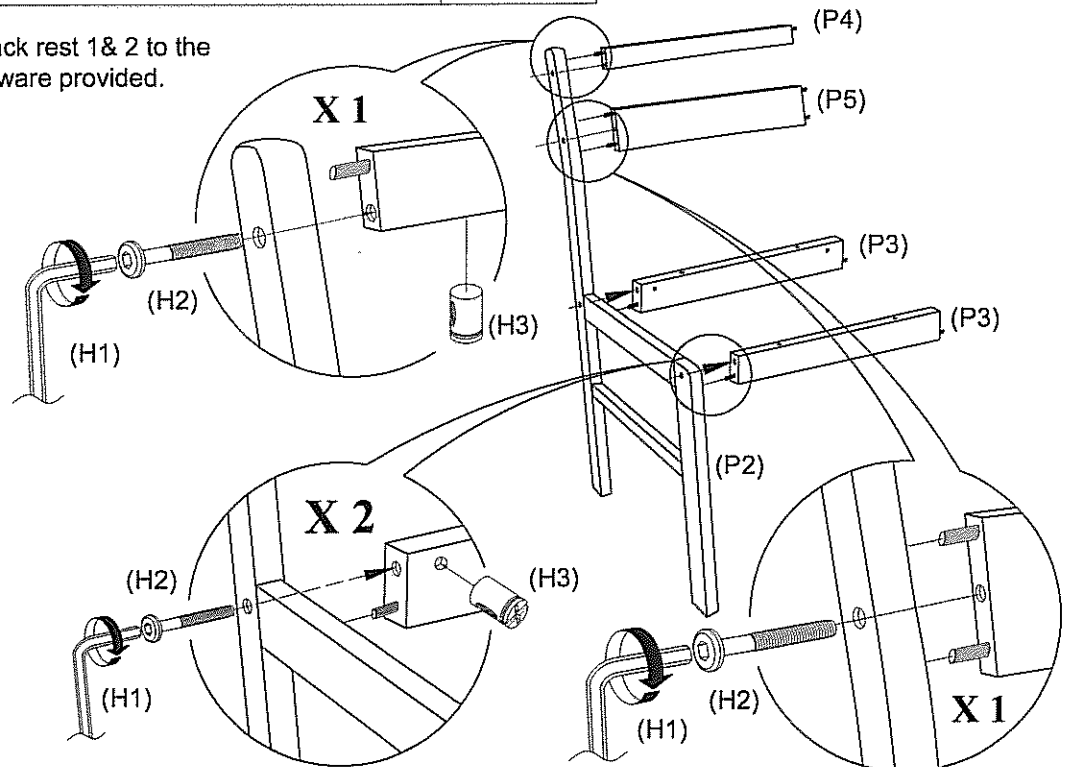
16 x M10X25mm Dowel Pin (H5)

Note : Parts & Hardware shown are four chairs.




Step 1

You will need:	
1 x M4X63mm Allenkey (H1)	
4 x M6x50mm JCBC Bolt (H2)	
3 x M6X12mm Barrel Nut (H3)	

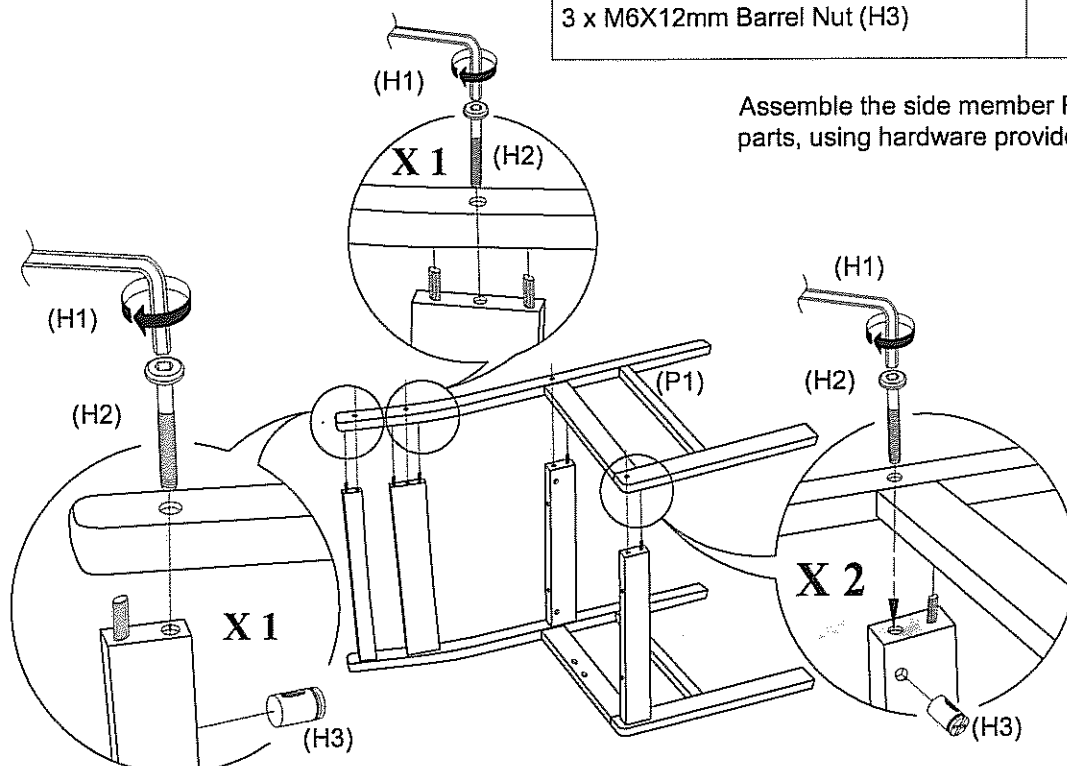
Assemble front & back panel, back rest 1& 2 to the side member P2 (R), using hardware provided.




Step 2

You will need:	
1 x M4X63mm Allenkey (H1)	
4 x M6x50mm JCBC Bolt (H2)	
3 x M6X12mm Barrel Nut (H3)	

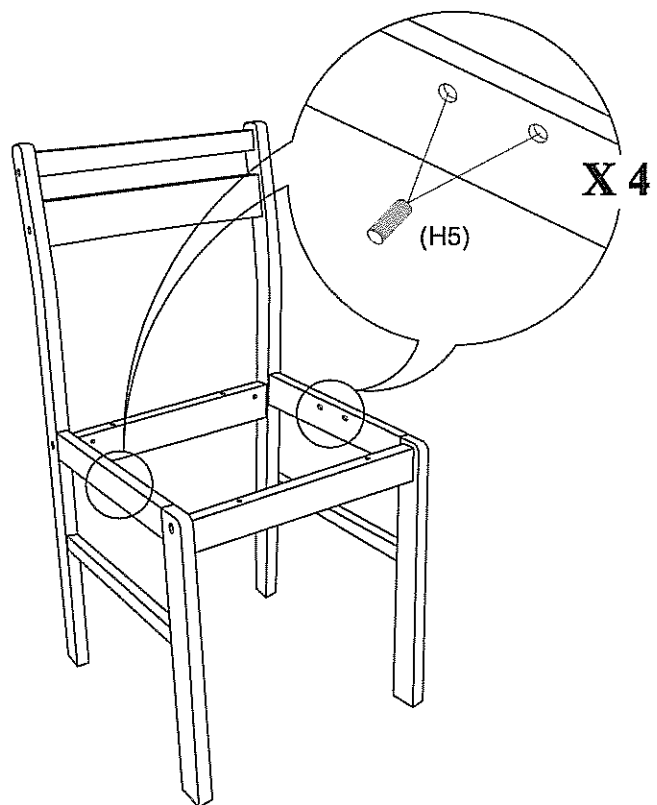
Assemble the side member P1 (L) to all the parts, using hardware provided.




Step 3

You will need:	
4 x M10X25mm Dowel Pin (H5)	

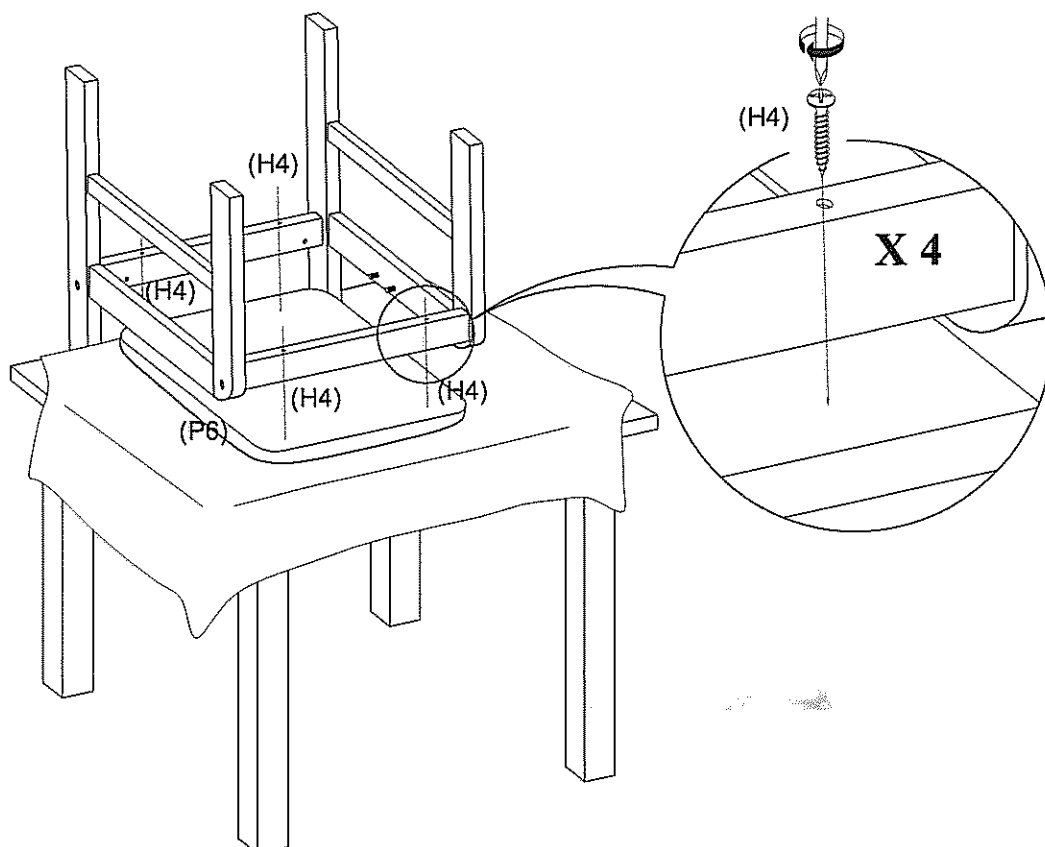
Put dowel pin into the side member L&R follow the hole.




Step 4

You will need:	
4 x #8x1 1/4" PH Screw (H4)	

Lastly assemble the seat, using hardware provided.



Step 5



The job is now complete!

In the interest of our enviroment
Please dispose of all packaging thoughtfully.